

# 2<sup>nd</sup>

# Seminar

on **tendon transfers**  
& **ligament**  
**reconstruction**  
of the **Foot & Ankle**  
on **fresh frozen**  
**Cadaveric Specimens**

**June 3<sup>rd</sup>-4<sup>th</sup> 2022**

**Thessaloniki Greece**

Laboratory of Anatomy & Surgical Anatomy  
of Aristotle University of Thessaloniki  
& Teloglion Fine Arts Foundation

**Under the auspices:**



School of Medicine,  
Aristotle University of Thessaloniki



Dean of the School of Medicine  
Aristotle University of Thessaloniki



**Organization:**

Orthopaedic & Traumatology  
Association of Macedonia & Thrace



**In cooperation with:**

1<sup>st</sup> Orthopaedic Department  
of Aristotle University of Thessaloniki,  
General Hospital "G. Papanikolaou"



Balkan Foot  
and Ankle Society (BAFAS)



**Final Program**








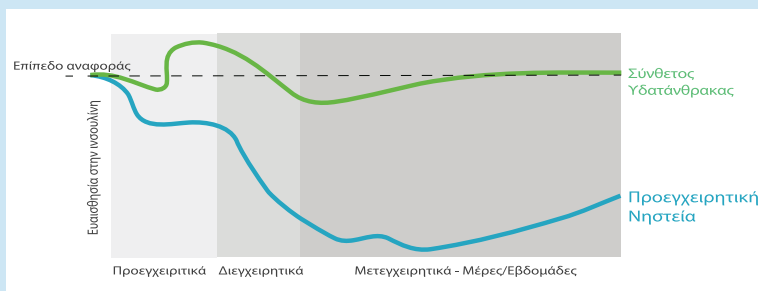
# Table of Contents

<b>Welcome Address</b>	<b>5</b>
<b>Scientific Committee</b>	<b>6</b>
<b>Scientific Program</b>	<b>8</b>
<b>Index</b>	<b>13</b>
<b>General Information</b>	<b>14</b>
<b>Acknowledgements</b>	<b>16</b>



# PREcovery®

Το PREcovery® είναι ένα ρόφημα συνθετών υδατανθράκων που χρησιμοποιείται ως εναλλακτική προεγχειρητική νηστεία. Σύμφωνα με τις οδηγίες που ορίζονται από τα πρωτόκολλα **ERAS**, συνιστάται η - από του στόματος - πρόσληψη 50 γραμμαρίων συνθετών υδατανθράκων, συγκέντρωσης 12,5% με αποδεδειγμένο προφίλ ασφαλείας, έως και 2 ώρες πριν από την αναισθησία. Με τον τρόπο αυτό, το PREcovery® προετοιμάζει τους ασθενείς για το μεταβολικό στρες της εγχείρησης και επισπεύδει την ανάρρωσή τους, διατηρώντας τα επίπεδα σίτισης στο φυσιολογικό.



50g  
σύνθετου  
υδατανθράκα

Έως  
2  
ώρες  
πριν την  
εγχείρηση



## ΔΟΣΟΛΟΓΙΑ

Η δοσολογία και η χορήγηση θα καθοριστούν από τον γιατρό σας.  
Τα ακόλουθα αποτελούν μόνον έναν οδηγό.

Προτεινόμενη δοσολογία	Οδηγίες Χρήσης
<b>Δόση Εφόδου</b> Δύο φακελίσκοι PREcovery® το απόγευμα πριν από την εγχείρηση. <b>Τελική Δόση</b> Ένας φακελίσκοι PREcovery® έως και δύο ώρες πριν την αναισθησία.	Ανακατέψτε το περιεχόμενο ενός φακελίσκου PREcovery® σε 400 ml κρύο νερό. Πιείτε σε 5 λεπτά ή λιγότερο. Επαναλάβετε για κάθε επιπλέον φακελίσκο PREcovery®.



## ΕΝΔΕΙΞΕΙΣ

Για την προεγχειρητική διατροφική διαχείριση των χειρουργικών ασθενών.



## ΜΕΙΩΝΕΙ

- την αντίσταση στην ινσουλίνη
- τη διάρκεια παραμονής στο νοσοκομείο
- τον έμετο & τη ναυτία
- την απώλεια αζώτου & πρωτεΐνης
- την πείνα, τη δίψα και το άγχος



## ΒΕΛΤΙΩΝΕΙ

- την ευημερία του ασθενούς
- την άλιπη σωματική μάζα
- τη μυϊκή δύναμη

**Συστατικά:** Μαλτοδεξτρίνη, κιτρικό οξύ, χλωριούχο νάτριο, φυσική γεύση εσπεριδοειδών, στέβια, **Τηλ. Κέντρο Δηλητηριάσεων 210 7793777**  
**Αρ.Γνωστ. ΕΟΦ:** 79921/01/09/2021 Ο αριθμός γνωστοποίησης στον ΕΟΦ δεν επέχει θέση άδειας κυκλοφορίας από τον ΕΟΦ.




+30 2315 20 10 25  
[www.healthland.gr](http://www.healthland.gr)



Kalitheas Avenue 21  
56 123, Thessaloniki, Greece



# WELCOME ADDRESS



Dear colleagues and partners,  
Dear friends,

We are pleased to welcome you to the **2<sup>nd</sup> Seminar on tendon transfers and ligament reconstruction of the Foot and Ankle on fresh frozen Cadaveric Specimens** on **June 3<sup>rd</sup>-4<sup>th</sup>, 2022**, in Thessaloniki, Greece.

The Seminar is organized by the **Orthopaedic & Traumatology Association of Macedonia and Thrace** in cooperation with the **1<sup>st</sup> Orthopaedic Department of Aristotle University of Thessaloniki, "G. Papanikolaou" General Regional Hospital and the Balkan Foot and Ankle Society (BAFAS)**.

In recent years we witnessed a significant increase of interest among orthopaedic surgeons in Foot and Ankle surgery and that's why many worldwide experts have been invited to share with us their knowledge and experience. The topics that will be presented in the Seminar will cover a great range of the soft tissue procedures focusing on teaching safe Foot & Ankle reconstruction.

The theoretical part of the Seminar will be held at the Teloglion Fine Arts Foundation while the educational program on fresh frozen cadaveric specimens will take place at the Laboratory of Anatomy and Surgical Anatomy AUTH.

As hosts and organizers we shall spare no effort in making your participation scientifically rewarding and as meaningful as possible.

Thank you for your active participation.

Sincerely Yours,

**Dr. Antonios Pettas**  
**President**  
**of the Seminar**

Senior consultant in  
orthopaedic surgery  
Thessaloniki, Greece

**Professor Panagiotis**  
**Givissis**  
**Honorary President**  
**of the Seminar**

Professor of Orthopaedics  
AUTH  
Director of the 1<sup>st</sup> Orthopaedic  
Department  
of General Hospital  
"G. Papanikolaou"  
Thessaloniki, Greece



## Seminar

on **tendon transfers & ligament reconstruction**  
of the **Foot & Ankle** on **fresh frozen Cadaveric Specimens**

June **3<sup>rd</sup>-4<sup>th</sup>** 2022

Thessaloniki Greece  
Laboratory of Descriptive Anatomy of Aristotle University  
of Thessaloniki & Teloglion Fine Arts Foundation



Organization  
Orthopaedic & Traumatology  
Association of Macedonia & Thessaly



In cooperation with  
The Orthopaedic Department  
of Aristotle University of Thessaloniki  
"G. Papadimitriou" General Regional Hospital



Biomechanical Foot  
and Ankle Society (BAFAS)

## SCIENTIFIC COMMITTEE

### President

**Antonios Pettas** (Greece)

### Honorary President

**Panagiotis Givissis** (Greece)

### Scientific Committee

**Athanasios Badekas** (Greece)

**Atanas Katsarov** (Bulgaria)

**Jouko Kivioja** (Sweden)

**Andrzej Komor** (Poland)

**Levon Makinyan** (Russia)

**Alexey Mazalov** (Russia)

**Oliver Michelsson** (Finland)

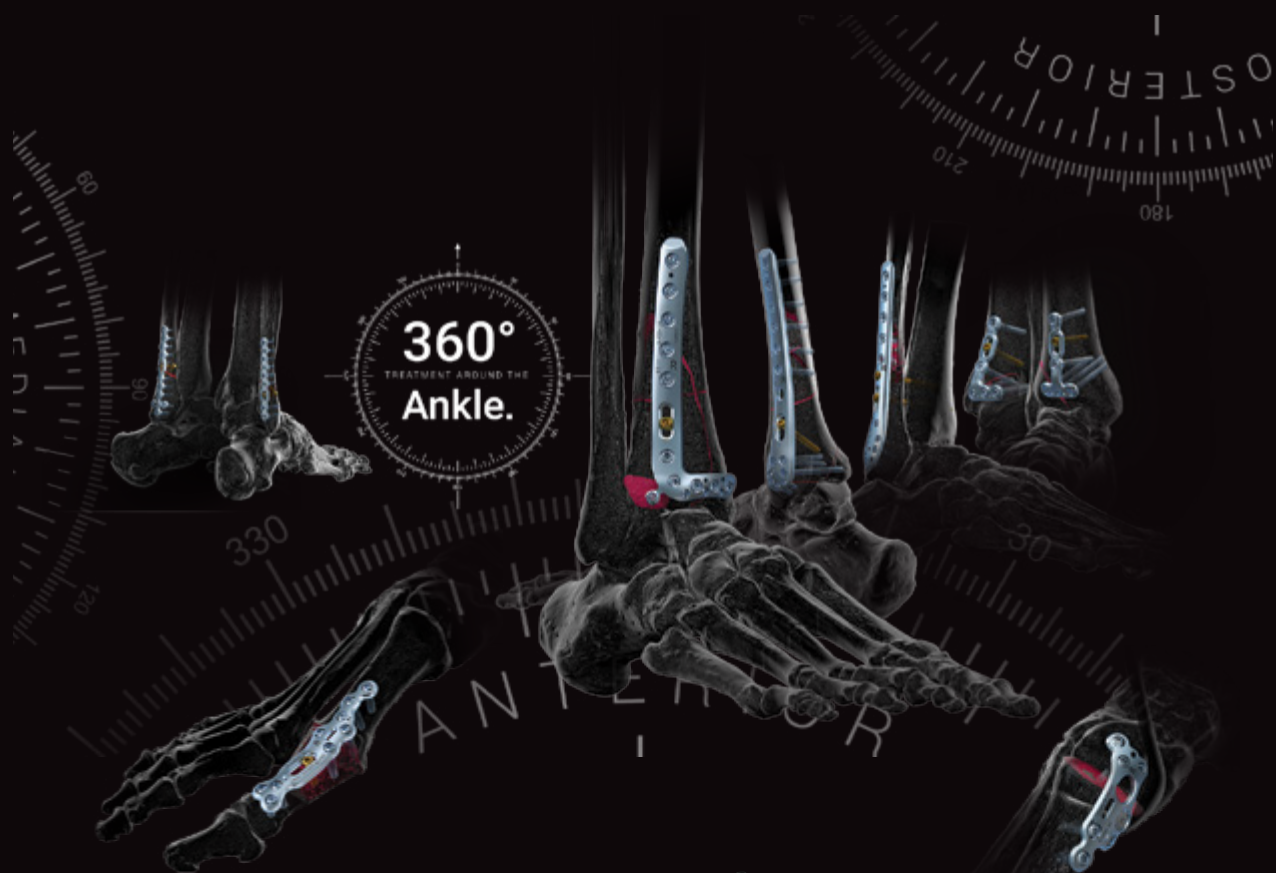
**Nasef Mohamed Nasef** (Egypt)

**Xavier Martin Oliva** (Spain)

**Ezequiel Palmanovich** (Israel)

**Jurij Štalc** (Slovenia)

**Panos Symeonidis** (Greece)



EXTREMITIES  
**Upper**



EXTREMITIES  
**Lower**







## SCIENTIFIC PROGRAM

Friday, June 3<sup>rd</sup>, 2022

### Teloglion Foundation of Fine Arts

09:00 Registrations

09:30-09:45 Welcome addresses-Opening Speech

### 09:45-11:00 SESSION I

Chairpersons: **Panagiotis Givissis** (Greece),  
**Antonios Pettas** (Greece)

09:45-10:00 Foot and Ankle anatomy and biomechanics  
**Atanas Katsarov** (Bulgaria)

10:00-10:10 Basic principles of tendon transfers  
**Panagiotis Givissis** (Greece)

10:10-10:20 Tibialis anterior transfer and STAT operation  
**Jouko Kivioja** (Sweden)

10:20-10:30 Tibialis posterior transfer  
**Oliver Michelsson** (Finland)

10:30-10:40 Plantar plate rupture and repair  
**Jurij Štalc** (Slovenia)

10:40-11:00 Case Presentations

11:00-11:30 Coffee break

11:30-11:45 Transfer to Laboratory of Descriptive Anatomy AUTH

### 11:45-14:00 Cadaveric Workshop

11:45-12:10 Tibialis posterior transfer  
**Oliver Michelsson** (Finland)

12:10-12:50 Participants practice

12:50-13:20 STAT operation  
**Jouko Kivioja** (Sweden)

13.20-14:00 Participants practice

14:00-15:00 Lunch break (Teloglion Foundation of Fine Arts)





### SCIENTIFIC PROGRAM

Friday, June 3<sup>rd</sup>, 2022

#### Teloglion Foundation of Fine Arts

#### 15:00-16:00 SESSION II

Chairperson: **Oliver Michelsson** (Finland)

- 15:00-15:10 Peroneal tendon transfers and tenodesis  
**Panos Symeonidis** (Greece)
- 15:10-15:20 Peroneus tendons instability  
**Jurij Štalc** (Slovenia)
- 15:20-15:30 Stainsby operation in rheumatic foot  
**Antonios Pettas** (Greece)
- 15:30-15:40 Spring ligament reconstruction  
**Ezequiel Palmanovich** (Israel)
- 15:40-15:50 Cavovarus foot treatment alternatives tendon transfers and tenodesis  
procedures  
**Athanasios Badekas** (Greece)
- 15:50-16:00 Case Presentations

#### 16:00-16:30 Coffee break

#### 16:30-16:45 Transfer to Laboratory of Descriptive Anatomy AUTH

#### 16:45-19:00 Cadaveric Workshop

- 16:45-17:10 Pulvertaft method  
**Atanas Katsarov** (Bulgaria)
- 17:10-17:50 Participants practice
- 17:50-18:15 Spring ligament reconstruction  
**Ezequiel Palmanovich** (Israel)
- 18:15-19:00 Participants practice



# Seminar

on tendon transfers & ligament reconstruction  
of the Foot & Ankle on fresh frozen Cadaveric Specimens

June 3<sup>rd</sup>-4<sup>th</sup> 2022

Thessaloniki Greece  
Laboratory of Descriptive Anatomy of Aristotle University  
of Thessaloniki & Teloglion Fine Arts Foundation



Organization  
Orthopaedic & Traumatology  
Association of Macedonia & Thessaly  
In cooperation with:  
1<sup>st</sup> Orthopaedic Department  
of Aristotle University of Thessaloniki  
"St. Papanicolaou" General Hospital  
BAFAS  
Balkan Foot  
and Ankle Society (BAFAS)

## SCIENTIFIC PROGRAM

Saturday, June 4<sup>th</sup>, 2022

Teloglion Foundation of Fine Arts

### 08:30-09:30 SESSION III

Chairpersons: **Antonios Pettas** (Greece),  
**Andrzej Komor** (Poland)

- 08:30-08:40 Lateral ankle instability. ATFL reconstruction  
**Xavier Martin Oliva** (Spain)
- 08:40-08:50 Medial ankle instability. Deltoid ligament reconstruction  
**Andrzej Komor** (Poland)
- 08:50-09:00 Hallux varus. EHL transfer  
**Levon Makinyan** (Russia)
- 09:00-09:10 Micro-instability and global instability; Both ends of a spectrum of ankle instability  
**Nasef Mohamed Nasef** (Egypt)
- 09:10-09:30 Case presentations

### 09:30-10:00 CHM Presentation

Ankle Plate Fusion – Surgical Techniques Review  
**Andrzej Komor**

### 10:00-10:15 Coffee break

### 10:15-10:25 Transfer to Laboratory of Descriptive Anatomy AUTH

### 10:25-12:40 Cadaveric Workshop

- 10:25-10:50 ATFL reconstruction  
**Xavier Martin Oliva** (Spain)
- 10:50-11:30 Participants practice
- 11:30-11:50 EHL transfer  
**Levon Makinyan** (Russia)
- 11:50-12:40 Participants practice

### 12:40-13:40 Lunch break (Teloglion Foundation of Fine Arts)





# Seminar

on tendon transfers & ligament reconstruction  
of the Foot & Ankle on fresh frozen Cadaveric Specimens

June 3<sup>rd</sup>-4<sup>th</sup> 2022

Thessaloniki Greece  
Laboratory of Descriptive Anatomy of Aristotle University  
of Thessaloniki & Teloglion Fine Arts Foundation



Organization  
Orthopaedic & Traumatology  
Association of Macedonia & Thessaly

In cooperation with  
The Orthopaedic Department  
of Aristotle University of Thessaloniki  
"St. Papanicolaou" General Regional Hospital

BAFAS  
Balkan Foot  
and Ankle Society (BAFAS)

## SCIENTIFIC PROGRAM

Saturday, June 4<sup>th</sup>, 2022

### 13:40-14:30 SESSION IV

Chairpersons: **Jurij Štalc** (Slovenia),  
**Ezequiel Palmanovich** (Israel)

- 13:40-13:50 Chronic achilles tendon rupture  
**Alexey Mazalov** (Russia)
- 13:50-14:00 Haglund's deformity. Operation techniques  
**Antonios Pettas** (Greece)
- 14:00-14:10 Achilles tendon lengthening  
**Atanas Katsarov** (Bulgaria)
- 14:10-14:20 Traumatic tendon ruptures. Tendon grafting  
**Andrzej Komor** (Poland)
- 14:10-14:30 Case Presentations

### 14:30-14:50 Coffee break

### 14:50-15:00 Transfer to Laboratory of Descriptive Anatomy AUTH

### 15:00-17:20 Cadaveric Workshop

- 15:00-15:25 Haglunds deformity. Achilles split approach  
**Antonios Pettas** (Greece)
- 15:25-16:10 Participants practice
- 16:10-16:40 FHL transfer  
**Aleksey Mazalov** (Russia)
- 16:40-17:20 Participants practice

### 17:20-18.00 Transfer to Teloglion Foundation of Fine Arts and Closure

# We Keep People Moving



 **DePuy Synthes**  
THE ORTHOPAEDICS COMPANY OF *JOHNSON & JOHNSON*

Επιδασύρου 4 & Αιγιάλειας, 151 25 Μαρούσι  
Τηλ.: 210 6875500, Fax: 210 6875308





## Seminar

on **tendon transfers & ligament reconstruction**  
of the **Foot & Ankle** on **fresh frozen Cadaveric Specimens**

June **3<sup>rd</sup>-4<sup>th</sup>** 2022

Thessaloniki Greece  
Laboratory of Descriptive Anatomy of Aristotle University  
of Thessaloniki & Teloglion Fine Arts Foundation



Organization  
Orthopaedic & Traumatology  
Association of Macedonia & Thessaloniki  
In cooperation with  
The Orthopaedic Department  
of Aristotle University of Thessaloniki  
"G. Papanicolaou" General Regional Hospital  
BAFAS  
Balkan Foot  
and Ankle Society (BAFAS)

# INDEX OF CHAIRS, SPEAKERS, INSTRUCTORS

### **Badekas Athanasios**

Orthopaedic Surgeon-Traumatologist,  
Director 3<sup>rd</sup> Orthopaedic Clinic Henry Dunant  
Hospital Center  
President HAOST (Hellenic Association of  
Orthopaedic Surgery and Traumatology),  
Athens, Greece

### **Givissis Panagiotis**

Professor of Orthopaedics AUTH  
Director of the 1<sup>st</sup> Orthopaedic Department  
of General Hospital "G. Papanicolaou"  
Thessaloniki, Greece,  
Honorary President of the Seminar

### **Katsarov Atanas**

Associate Professor of Orthopaedics,  
Sofia, Bulgaria

### **Kivioja Jouko**

Senior Consultant,  
Orthopedic Surgeon CEO,  
Arcademy Stockholm, Sweden

### **Komor Andrzej**

Orthopaedic Surgeon, Carolina Medical Center,  
Warsaw, Poland

### **Makinyan Levon**

Docent Senior Lecturer at the Chair of  
Traumatology and Orthopaedics, PFUR,  
Russia

### **Mazalov Aleksey**

Orthopaedic Surgeon, President of the Russian  
Association of Foot and Ankle Surgeons,  
Russia

### **Michelson Oliver**

Orthopaedic Surgeon, Helsinki, Finland

### **Nasef Mohamed Nasef**

Professor of Orthopaedic Surgery, MB.Bch,  
MSc, MD Orthopaedics, Cairo University  
Orthopaedic Reconstructive Foot & Ankle  
Surgery, Sports Injury and Joint Replacements  
Consultant, Cairo, Egypt

### **Oliva Martin Xavier**

Foot and Ankle Surgeon, Professor University  
of Barcelona, Spain

### **Palmanovich Ezequiel**

Assistant Professor, Director of the Foot and  
Ankle Service Orthopaedic Department,  
Meir Medical Center, Kfar-Saba, Israel

### **Pettas Antonios**

Senior Consultant in Orthopaedic Surgery  
Thessaloniki, Greece,  
President of the Seminar

### **Štalc Jurij**

Orthopaedic Surgeon, Orthopaedic Hospital  
Valdoltra, Slovenia

### **Symeonidis Panos**

Orthopaedic Foot and Ankle Surgeon  
St' Luke's Hospital, Thessaloniki, Greece



## Seminar

on **tendon transfers & ligament reconstruction**  
of the **Foot & Ankle** on **fresh frozen Cadaveric Specimens**

June **3<sup>rd</sup>-4<sup>th</sup>** 2022

Thessaloniki Greece  
Laboratory of Descriptive Anatomy of Aristotle University  
of Thessaloniki & Teloglion Fine Arts Foundation



Organization  
Orthopaedic & Traumatology  
Association of Macedonia & Thessaly



In cooperation with  
Department of Orthopaedics  
of Aristotle University of Thessaloniki  
"St. Papanicolaou" General Hospital



Hellenic Foot  
and Ankle Society (HAFAS)

## GENERAL INFORMATION

### Date & Venue

June, 3<sup>rd</sup>-4<sup>th</sup>, 2022

### Workshops

Laboratory of Anatomy & Surgical Anatomy of Aristotle University of Thessaloniki  
University Campus, Thessaloniki, Greece, Tel.: 0030 2310999305-2310 999681, [anatomylab.web.auth.gr](http://anatomylab.web.auth.gr)

### Lectures

Teloglion Foundation of Fine Arts,  
Agiou Dimitriou 159A, Str., Thessaloniki, Greece, Tel.: 0030 2310 991377, [www.teloglion.gr](http://www.teloglion.gr)

### Official Language

English will be the official language of the Seminar and no simultaneous translation will be provided.

### CME Accreditation

The Seminar has been accredited with 13 CME credits by the National Medical Association.

### Certificate of attendance

Please note that a barcode system will be used and in order to obtain CME credits you must complete 60% participation of the scientific program. The certificates will be sent by the end of the Seminar and as soon as the evaluation form will be submitted to the Seminar Secretariat.

### Presentations

Available audiovisual equipment for all presentations will be through power point presentation. For power point presentations, your presence to the "technical reception desk" is required one hour prior to the time of your presentation in order to check the compatibility of your cd or usb stick. Use of personal computers will not be permitted.

### Exhibition

Within the Seminar area there will be an exhibition of medical equipment and pharmaceutical products.





## Seminar

on **tendon transfers & ligament reconstruction**  
of the **Foot & Ankle** on **fresh frozen Cadaveric Specimens**

June **3<sup>rd</sup>-4<sup>th</sup>** 2022

Thessaloniki Greece  
Laboratory of Descriptive Anatomy of Aristotle University  
of Thessaloniki & Teloglion Fine Arts Foundation



Organization  
Orthopaedic & Traumatology  
Association of Macedonia & Thessaly

In cooperation with:  
1<sup>st</sup> Orthopaedic Department  
of Aristotle University of Thessaloniki  
"St. Papanicolaou" General Hospital

BAFAS  
Balkan Foot  
and Ankle Society (BAFAS)

## GENERAL INFORMATION

### Registration Fees

Registration Type	Cost
Specialists	<b>700,00€</b>
Residents	<b>700,00€</b>

24% VAT is not included in the above registration rates

### Seminar Secretariat



*Global Events*  
*...makes the difference!*  
Conference & Event Management

#### THESSALONIKI

50A Stadiou Str., 55534 Pylea, Thessaloniki  
T 2310 247743, 2310 247734, F 2310 247746  
E [info@globalevents.gr](mailto:info@globalevents.gr)

#### ATHENS

2 Valestra str. & 168 A. Syngrou Avenue, 17671 Kallithea, Athens  
T 210 3250260 E [athens@globalevents.gr](mailto:athens@globalevents.gr)  
[www.globalevents.gr](http://www.globalevents.gr)

2<sup>nd</sup>

## Seminar

on **tendon transfers & ligament reconstruction**  
of the **Foot & Ankle** on **fresh frozen Cadaveric Specimens**

June 3<sup>rd</sup>-4<sup>th</sup> 2022

Thessaloniki Greece  
Laboratory of Descriptive Anatomy of Aristotle University  
of Thessaloniki & Teloglion Fine Arts Foundation



Organization  
Orthopaedic & Traumatology  
Association of Macedonia & Thessaly

In cooperation with  
the Orthopaedic Department  
of Aristotle University of Thessaloniki  
"G. Papadimitriou" General Regional Hospital

BAFAS  
Balkan Foot  
and Ankle Society (BAFAS)

## ACKNOWLEDGEMENTS

The Organizing Committee would like to acknowledge the success of the Seminar to the following companies.







